


FORMAL WEAR STUDY GUIDE



Take home the lifelong skill of presenting yourself confidently as you are individually introduced on stage with all the lights, sounds, and excitement! **This is your moment alone in the spotlight wearing the dress of your choice!** Select a color and style that reflects your unique personality. Your dress should help you feel confident and excited about the special person that you are!

As you are introduced on stage, all age divisions will be escorted except for Miss. Princess, Jr. Pre-Teen, Pre-Teen, Jr. Teen, and Teen contestants will need an escort. Your mother, father, brother, grandmother, grandfather, aunt, uncle, cousin, godfather, or any other friend may escort you on stage. **This is such a great way to involve your family members.** What a sweet memory you will make with your escort!

The selection committee is looking for a representative who is proud and comfortable with who she is and how she presents herself on stage. Scores are based on the selection committee's overall impressions, as well as the State Finalist's ability to command both the attention of both the selection committee and the audience in a poised, graceful, and professional manner.

Remember that one of the hallmarks of National American Miss is "age-appropriate." Keep in mind that what is age-appropriate for another person may not be for you, and that perception varies with each person's point of view. If there is a question in your mind if a dress is stepping over the line, be aware that one or more members of the selection committee may have that same concern. You may lose valuable score points from one or more members of the selection committee if they feel you do not look age-appropriate. Formal Wear counts for 30% of your pageant score.

HELPFUL ADVICE

- It's important that you look and feel your very best at the pageant. Remember you will do your best when you are in a dress that makes you feel like a winner. Be sure to choose a dress in which you can walk safely! For example, if your dress has a train, it may accidentally be stepped upon.
 - Be true to yourself. Don't try to be something that you are not. Whether you are athletic or poetic, outdoorsy or fancy, choose a dress that will reflect your personality and sense of style.
 - Be sure to choose a dress and shoes you feel comfortable and safe wearing and walking in on stage.
- There is not a perfect pageant dress color, so pick your personal favorite and one that complements your eyes, hair, and skin tone. Most importantly, choose the color that makes you feel confident and special.

A Note About Body Piercings and Tattoos: Keep in mind that you are presenting yourself for the "job" of national queen. Body piercings and tattoos, while becoming more socially acceptable, may be viewed differently by members of the selection committee. You should approach the competition as someone who is preparing for a professional position and let that be the guide for your actions, attire, and attitude. Scores may reflect a selection committee member's attitude or opinion of noticeable tattoos and body piercings.

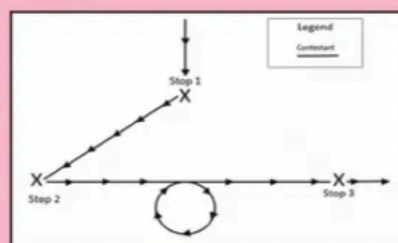
VIDEO EXAMPLES

Watch video examples to see the pattern to follow on stage! Princesses and Jr. Pre-Teens follow one walking pattern and Pre-Teens, Jr. Teens and Teens follow a more advanced pattern. Misses will not have an escort. All Formal Wear walking patterns are subject to change and will be finalized at your pageant rehearsal.

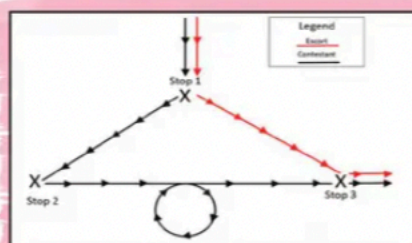


Scan the QR code to see a video of the Walking Patterns

Stage Pattern for Miss



Stage Pattern for Pre-Teen, Jr. Teen and Teen



Stage Pattern for Princess and Jr. Pre-Teen

